





Toggle & Push Button Switches	TT/TP ("Tiny")	A ("Gemini")	AE ("Gemini")	MT/MP
				
Actuator Type	Toggle or Push	Toggle	Toggle	Toggle or Push
No. Of poles	1, 2, 4	1, 2	1, 2	1, 2, 3, 4
Ratings	0,4VA @20VAC/dc max 2 or 3A @ 125VAC/28dc	0,4VA @20VAC/dc max 2A @ 250VAC, 5A @ 125VAC	0,4VA @20VAC/dc max 2A @ 250VAC, 5A @ 125VAC	3A @ 250VAC, 6A @ 125VAC 4A @ 28VDC
Initial contact resistance	20 m Ohms	10 m Ohms	30 m Ohms	20 m Ohms
Insulation resistance	1000 M Ohms	1000 M Ohms	1000 M Ohms	1000 M Ohms
Dielectric strength	1000 VAC	1000 VAC	1000 VAC	1500 VAC
Travel	26°	25°	25°	26°
Temperature range (°C)	-30 to +85	-30 to +85	-30 to +85	-20 to +85
Electrical Life	Up to 80,000	30,000	30,000	Up to 80,000
Functions	ON - ON	Yes	Yes	Yes
	ON - (ON)	Yes	Yes	Yes
	ON - ON - ON	Yes	Yes	Yes
	ON - ON - (ON)	Yes	Yes	Yes
	(ON) - ON - (ON)	Yes	Yes	Yes
	ON - OFF	Yes	Yes	Yes
	ON - OFF - ON	Yes	Yes	Yes
	(ON) - OFF - (ON)	Yes	Yes	Yes
Mounting options	PCB, Wire lug, Wire wrap Right angle	PCB, Wire lug, Wire wrap Quick connect, Right angle	PCB, Wire lug, Wire wrap Quick connect, Right angle	PCB, Wire lug Right angle
	8,13 x 5 x 9,14	12,7 x 6,86 to 11,43 x 9,09	12,7 x 6,86 to 11,43 x 8,89	13 x 8 to 22,6 x 10 to 12,5
Body size (LxWxH) mm				